

USER GUIDE TO ENABLE VOLTE ON YOUR IPHONE



Step 1

Tap on 'Settings'



Step 2

Select 'Cellular OR Mobile Data'.



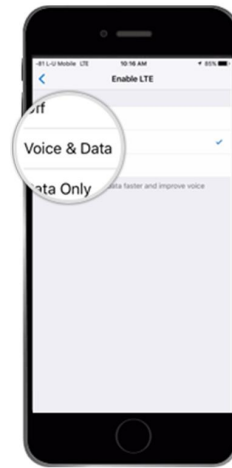
Step 3

Select 'Cellular Data Option or Mobile Data Option'.



Step 4

Slide 'Enable LTE' on.



Step 5

Tap on 'Voice & Data'.



Step 6

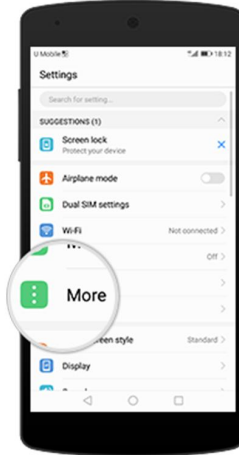
You can now enjoy **HD Voice Calls** at U Mobile's LTE coverage areas.

USER GUIDE TO ENABLE VOLTE ON YOUR ANDROID DEVICE



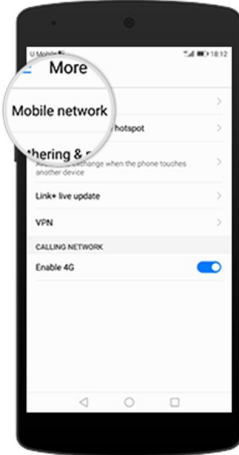
Step 1

Tap on 'Settings'



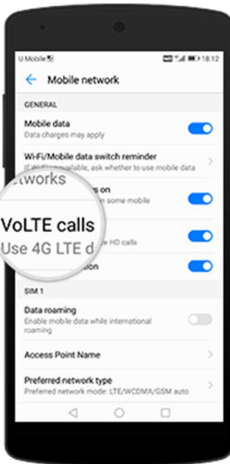
Step 2

Select 'More'.



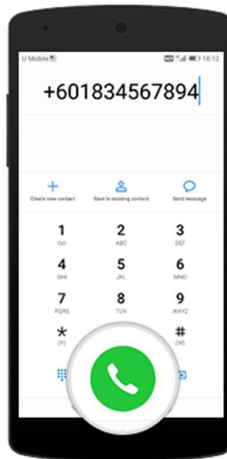
Step 3

Select 'Mobile Network'.



Step 4

Slide 'VoLTE calls' on.



Step 5

You can now enjoy HD Voice Calls at U Mobile's LTE coverage areas.